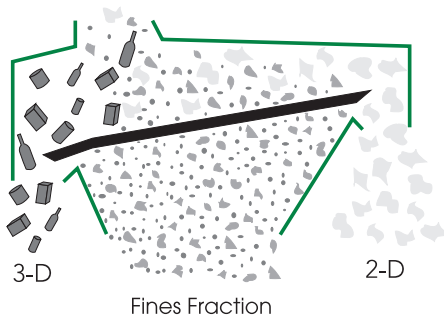
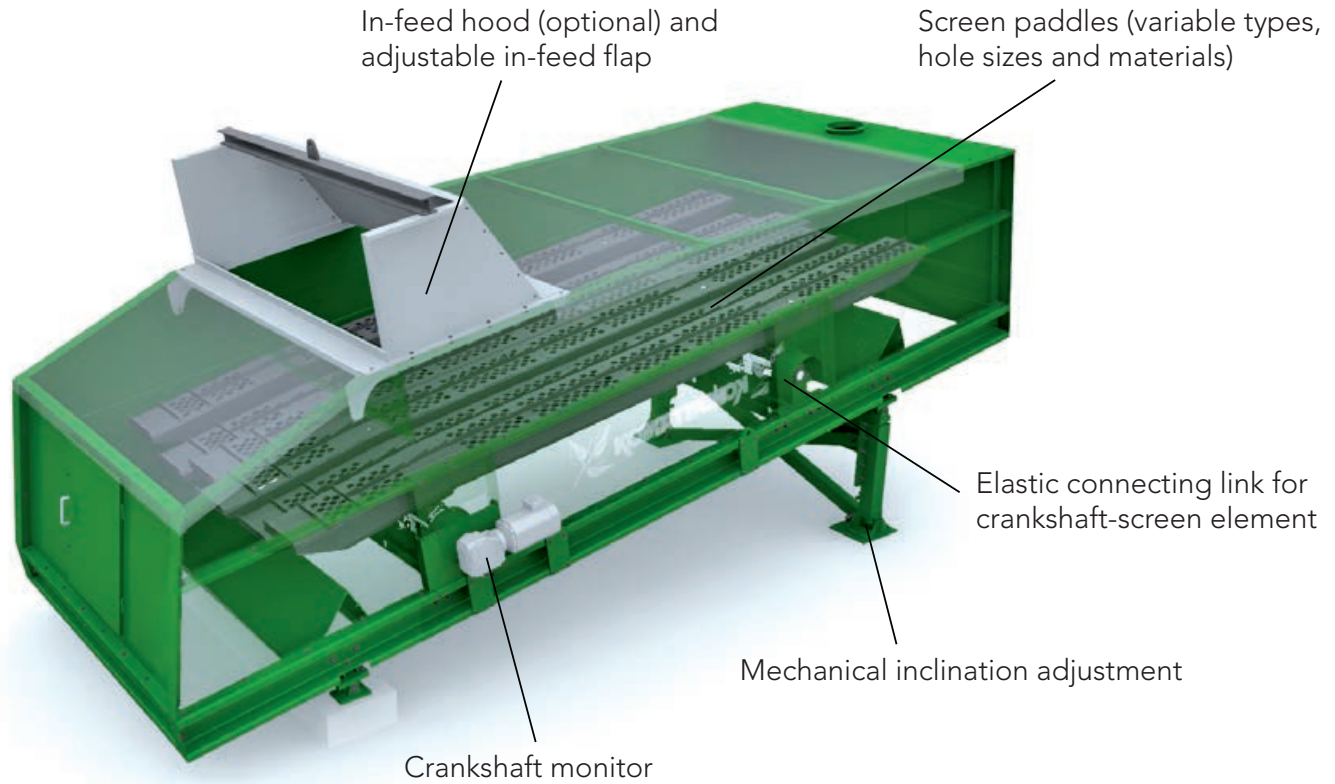




BALLISTOR

Ballistic Separator




SEPARATION PHYSICS

The 2-dimensional fraction is shaken clean of impurities as it passes across the screen paddles and transported upwards. The 3-dimensional fraction is moved downwards by the ballistic movement and removed. Variable hole sizes of the screen paddles further sort rising material to separate the fines fraction.



RELIABLE PERFORMANCE

The drive system utilizes an electric motor, crankshaft and elastic connecting link for long service life. Automatic lubrication options and electronic monitoring deliver dependability, even under heavy-duty operation. The robust housing simplifies installation, provides better access to screen paddles and reduces operating costs.



LOW OPERATING COSTS

The efficiency of the Ballistor produces low power requirements that help keep energy costs low. Three screen paddle designs and a choice of different materials lets the operator select the best configuration for the task to reduce wear and maintenance costs.



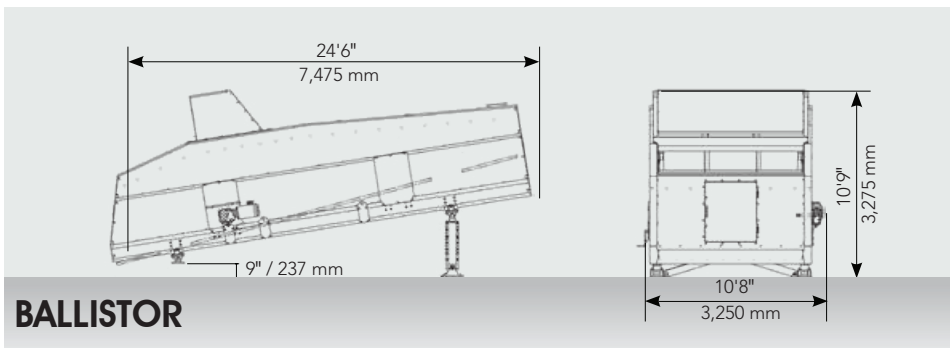


BALLISTOR

Better Separation

The Ballistor efficiently separates usable fractions from waste and potential recyclables, in one operation. By combining ballistic separation with screening, 2-D, 3-D and fines fractions are separated in accordance with the criteria 3/2 dimensional, rolling, cubic, rigid, flat or oversized particles. The Ballistor can be configured to suit most any application.

Other methods like screening followed by windsifting involve a conveyor and take substantially more space and energy. The Ballistor's long-life components, replaceable wear elements and excellent maintenance access further reduce operating costs.



BALLISTOR

	4300	6300	8300	10300
Drive				
Power HP/kW	7.3/5.5	7.3/5.5	14.7/11.0	14.7/11.0
Dimensions				
Length:	24'6"	24'6"	24'6"	24'6"
Width	7'10"	10'8"	13'5"	16'3"
Height without inlet cap:	6'4"	6'4"	6'4"	6'4"
Transport Width (pre-assembled machine, reduction by decomposition possible)	7'1"	9'10"	12'11"	15'9"
Screen				
Number of fractions:	3	3	3	3
Number of screening elements:	4	6	8	10
Length of screening elements:	18'4"	18'4"	18'4"	18'4"
Screening area:	104 ft ²	155 ft ²	207 ft ²	257 ft ²
Weight				
Weight, machine only:	~ 6.4 t.sh ~ 5.75 t	~ 7.7 t.sh ~ 7.0 t	~ 9.4 t.sh ~ 8.5 t	~ 10.8 t.sh ~ 9.75 t
Throughput (dependent on material)				
Throughput performance:	80 yd ³ /h	to 130 yd ³ /h	to 170 yd ³ /h	to 210 yd ³ /h
Options				

Screening plates in various designs, perforation (1.1, 1.9, 2.3, 3.1 inches) and material texture, central lubrication crankshaft bearing, automatic grease cups connecting rod bearing, fixed or manual inclination, in-feed hood, tarpaulin cover and more.

HIGHLIGHTS

- » Engineered for a wide range of applications – from C&D to MSW
- » High degree of selectivity with adjustable separation limit
- » Efficient drive design with low power requirements
- » Rugged construction enables long service life and low operating costs
- » Compact design requires small footprint

